

Guide to Internet Application for JIE 'N' Full-Time Courses

Please follow the instructions given carefully. You may also refer to the screenshots (for Steps 1 to 8) on the next page

- **Internet Explorer 5.5 and above** are recommended.
- Go to <http://www.ite.edu.sg> and click on the hotspot “**Jan Intake – Full-Time & Traineeship**” to link you to the full-time intake web site.
- Click on the hotspot “**Application for Full-Time Nitec Course for January 2011 Intake**”.
- Click ‘**Apply Online Now**’ to link you to the application web site. You may click the relevant links to other ITE web pages to find out more about ITE courses and Colleges before you make your application.
- Click ‘**Nitec Courses (JIE 'N')**’.

Step 1:

- Enter your NRIC / FIN.
- Enter your Birthdate.
- Click ‘**I want to submit an application**’.

Step 2:

- Read the instructions on the screen:
You must pass the colour vision test if you wish to apply for the Aerospace Avionics, Aerospace Technology, Applied Food Science, Chemical Process Technology, Digital Animation, Digital Audio and Video Production, Electrical Technology, Electronics, Facility Technology, Food & Beverage Operations, Hair Services, Info-Communications Technology, Mechatronics, Mobile Systems & Services, Product Design, Rapid Transit Technology, Security Technology, Semiconductor Technology, Space Design, Visual Communication and Visual Effects courses. To do a self-check if you are free from colour-appreciation deficiency, click <http://www.toledo-bend.com/colorblind/ishihara.asp>
- Otherwise, click ‘**Continue**’ to proceed to the next screen.

Step 3:

- Check through your personal particulars displayed on the screen. To make changes to your home or mobile phone number, key in the new number. To make changes to your home address, key in the new address. To make changes to your NS status, select the appropriate status from the drop-down list. For other amendments to personal particulars, please go to any of the campuses listed on Page 13.
- Click ‘**Next**’.

Step 4:

- **Enter your choices in order of preference.** You are allowed to select up to 10 choices. Select your preferred courses and campuses. Check through your choices.
- Click ‘**Submit**’.

Step 5:

- Click ‘**Yes-Submit**’ to complete your application and proceed to the next screen.

Step 6:

- You will see on the screen a verification slip with the choices you have made and your web ID and password. **Right-click** your mouse on this page and select ‘**Print**’ to **print a copy of the verification slip for your reference**. You will need your web ID and password to view the result of your application.
- Click ‘**Sign Out**’ at the top right corner of the page to end the session.

Please note the following:

- *You are advised to keep your web ID and password confidential.*
- *You are allowed to make changes to your application only once over the Internet. Please follow the instructions in the verification slip for making changes to your application over the Internet. For subsequent changes to application, you have to do so personally at any of the ITE campuses listed on Page 13 within the application period.*

Application Results

If you have applied for courses with interview, you are required to check at <https://istudent.ite.edu.sg> on **Fri 24 Dec 10 (from 9am)** if you are shortlisted to attend interview conducted on Mon 27 Dec 10.

Selection for full-time courses is based on merit, taking into account the pre-requisite subjects where applicable. **You must check your application result and decide whether to accept the offer at <https://istudent.ite.edu.sg> using the given web ID and password between Thu 30 Dec 10 to Mon 3 Jan 11** (any change in date will be communicated over the web). If you have forgotten your web ID or password, you can go to any of the ITE campuses listed on Page 13 and approach the Registration Officer to check your application result. You need not telephone or write to ITE about your application before the results are released.

Screenshots for Step 1 to 6 of Internet Application (JIE 'N' Intake Exercise)

Step 1: Enter your NRIC/FIN and Birthdate. Click "I want to submit an application".

Student

Admissions Application Form - JIEN **Admit Term: January 2011**

The application for Joint Intake Exercise 'N' (January 2011) is open from 17/12/2010 to 22/12/2010. You can only apply for courses that you are eligible for based on your GCE 'O' or GCE 'N' Examination results.


You are requested to declare all information truthfully. Any false declaration will render you liable to appropriate action, including withdrawal from the course offered.

Admission is based on merit and choice of courses. You are advised to select your choice of courses carefully and fill up all the choices, where applicable.

If you encounter difficulties with your application over the Internet, please go to any of the ITE campuses participating in this intake exercise or ITE HQ Customer Service Centre to apply, or call the ITE Customer Service Hotline on Tel 1800-2255 483 for assistance.

To apply, fill in your **NRIC/FIN** and **Birthdate**. Then click on **"I WANT TO SUBMIT AN APPLICATION"**.

*NRIC/FIN

*Date of Birth  (example: 31/12/2000)

[I WANT TO SUBMIT AN APPLICATION](#)

Step 2: Read instructions on screen. Click "Next" to proceed.

Student

Admissions Application Form - JIEN **Admit Term: January 2011**

Important Notes

Applicants for the following courses must ensure that they do not suffer from colour appreciation deficiency:

1) Aerospace Avionics	8) Electrical Technology	15) Product Design
2) Aerospace Technology	9) Electronics	16) Rapid Transit Technology
3) Applied Food Science	10) Facility Technology	17) Security Technology
4) Chemical Process Technology	11) Hair Services	18) Semiconductor Technology
5) Digital Animation	12) Info-Communications Technology	19) Space Design
6) Digital Audio & Video Production	13) Mechatronics	20) Visual Communication
7) Food & Beverage Operations	14) Mobile Systems & Services	21) Visual Effects

Test for colour appreciation deficiency is available [HERE](#)

[NEXT](#)

Please do not navigate using the browser's BACK, FORWARD or REFRESH buttons. Doing so will disrupt the operation of the system.

Step 3: Check through the particulars on the screen. Read carefully the section on NS liability. Click “Next” to continue.



Admissions Application Form - JIEN

Admit Term: January 2011

Personal Details



Please fill in the following fields.

*Complete Name	<input type="text" value="POON YI TING"/>
NRIC/FIN	S1016510E
Birthdate	21/11/1992 (example: 31/12/2000)
*Gender	<input type="text" value="Female"/>
*Citizenship Status	<input type="text" value="Singapore Citizen"/>
*Nationality	<input type="text" value="Singapore"/>
*Ethnic Group	<input type="text" value="CHINESE"/>
*NS Status	<input type="text" value="Not Applicable"/>

Fields with (*) cannot be left blank. If you are unable to update any of the field, please seek assistance from any of the ITE campuses participating in this intake exercise or ITE HQ Customer Service Centre.

The following groups of male applicants who are offered a course in ITE and **are liable for National Service (NS)** are to check their eligibility for NS deferment from the Central Manpower Base (CMPB), before making fee payment and enrolling into the course. Those who are eligible for NS deferment will be allowed to pay fees and enroll in the full-time ITE course:

- a) Male applicants who are above 19 years old as at 1 Jan 2011 (for Sec 4 Express and Sec 4 Normal Stream students born in the year 1991 or earlier.)
- b) Male applicants who are above 20 years old as at 1 Jan 2011 (for Sec 5 Normal Stream students and ITE Graduates seeking progression born in the year 1990 or earlier.)

The offer of course will be withdrawn for NS liable applicants if their NS deferment is not approved by CMPB.

[NEXT](#)

Please do not navigate using the browser's BACK, FORWARD or REFRESH buttons. Doing so will disrupt the operation of the system.

Step 4: Check through the particulars on the screen. Update your address, home & mobile phone and email address. Check the box to indicate that you have checked your contact details. Click “Next”.



Admissions Application Form - JIEN

Admit Term: January 2011

Contact Details

1 2 3 4

Please update your contact details.

Addresses

Address Type	Address	
Home/Mailing	555 ANG MO KIO AVE 5 05-5555 555555	edit

[ADD A NEW ADDRESS TYPE](#)

Phones

Phone Type	Telephone	Delete
Home	65555555	
Mobile Phone	85555555	delete

[ADD A NEW PHONE TYPE](#)

Email Addresses

Email Type	*Email Address	Delete
Personal	55@yahoo.com	delete

[ADD A NEW EMAIL TYPE](#)

Applicants are encouraged to provide a valid email account and mobile phone number to facilitate correspondence by ITE. Details of your application, including your password, will be sent to your email account. Applicants shortlisted for interviews / tests will also be notified via email and mobile phone.

Yes, I have checked my contact details and update them as necessary.

[PREVIOUS](#) [NEXT](#)

Please do not navigate using the browser's BACK, FORWARD or REFRESH buttons. Doing so will disrupt the operation of the system.

Step 5: Check through the particulars on the screen. Click "Next".



Admissions Application Form - JIEN

Admit Term: January 2011

Last School / Course Details

1 2 3 4 5 6

Entry Qualification

Entry Qualification
Stream

Last School Details

MOE School - Completed GCE Education PAYA LEBAR METHODIST GIRLS' SE
(for private candidates, please indicate your last MOE secondary school)


Graduation Year
(Please indicate the year of graduation from your last MOE secondary school.
If you did not attend a MOE secondary school, please indicate the year which
you obtained your qualification.)

PREVIOUS

NEXT

Please do not navigate using the browser's BACK, FORWARD or REFRESH buttons. Doing so will disrupt the operation of the system.

Step 6: Enter your choices of preference. After that, click “Submit”.



Admissions Application Form - JIEN **Admit Term: January 2011**


Choices 1 2 3 4 5 6

Please select courses accordingly in the order of your choice. The order of your choices and number of choices will determine the course offered (01 for first choice, 02 for second choice, 03 for third choice, etc).

Choice Order	Course		Campus	
01	F2CPT	Nitec Chemical Process Tech	CE-SM	College East
02	F2AET	Nitec Aerospace Technology	CC-YS	College Central (Yishun)
03	F2DAV	Nitec Digital Audio & Video Pr	CE-SM	College East
04	F2MSS	Nitec Mobile Systems & Service	CW-CK	College West
05	F2SDA	Nitec Space Design (A)	CC-TP	College Central (Tampines)
06	F2RTT	Nitec Rapid Transit Technology	CW-CK	College West
07	F2ACA	Nitec Asian Culinary Arts	CW-CK	College West
08	F8SVO	Nitec Service Skills (Office)	CC-BS	College Central (Bishan)
09	F2AFS	Nitec Applied Food Science	CE-SM	College East
10	F2MET	Nitec Mechanical Technology	CC-MP	College Central (MacPherson)

Please do not navigate using the browser's BACK, FORWARD or REFRESH buttons. Doing so will disrupt the operation of the system.

Step 7: Click ‘Yes- Submit’ to confirm and submit your application. Click ‘No’ to edit your application.



Admissions Application Form - JIEN **Admit Term: January 2011**

? You are about to submit your application. Upon clicking "Yes", you will confirm your application. Click "No" to edit your application details.

Step 8: You will see on the screen a verification slip, showing the choices you have made and your web ID and password. Right-click your mouse on this page and select 'Print' to print a copy of the verification slip for your reference. You will need your web ID and password to view the result of your application.



Admissions Application Form - JIEN

Admit Term: January 2011

Verification Slip

submitted on : 04/11/2010 4:18:46 PM

PERSONAL DETAILS

Thank you for applying to ITE. Your submission for course(s) under Joint Intake Exercise 'N' (January 2011) has been received. You should print a copy of the verification slip for reference by clicking on Print Button at the bottom of the page. After printing the verification slip, click on Sign Out at the top right corner to end this application.

Complete Name POON YI TING
 NRIC/FIN S1016510E
 Country Singapore
 Blk/House No 555 Street Name ANG MO KIO AVE 5
 Unit No # 05-5555 Postal 555555
 Home Phone 65555555 NS Status Not Applicable
 Mobile Email Address 55@yahoo.com

COURSES APPLIED

Choice Order	Course	Campus
01	Nitec Chemical Process Tech	College East
02	Nitec Aerospace Technology	College Central (Yishun)
03	Nitec Digital Audio & Video Pr	College East
04	Nitec Mobile Systems & Service	College West
05	Nitec Space Design (A)	College Central (Tampines)
06	Nitec Rapid Transit Technology	College West
07	Nitec Asian Culinary Arts	College West
08	Nitec Service Skills (Office)	College Central (Bishan)
09	Nitec Applied Food Science	College East
10	Nitec Mechanical Technology	College Central (MacPherson)

USER ID AND PASSWORD

Please use this User ID and Password to check the outcome of your application.

User ID: S1016510
 Password: YRPR868E

* Please print or write down your User ID and Password immediately. Subsequent retrieval of your Password need to be done at the ITE Customer Service Centres or Campuses.
 **Warning: Do not reveal your password to anybody to prevent unauthorised access and transaction over the web.

ADDITIONAL INFORMATION

Please verify the choice(s) of the courses and campuses that you have applied. If you wish to amend your application after this, only ONE amendment is allowed and you can do through the Internet between 17/12/2010 and 22/12/2010 by following the instructions below:

- 1) Go to the application page for Joint Intake Exercise 'N' (January 2011)
- 2) Enter your NRIC/FIN & Birthdate
- 3) Click on your verification slip to view it
- 4) Click on 'Amend Application Form' button below the verification slip
- 5) Enter the password issued to you or your existing password to proceed with amendments

Note: You can only make up to one amendment per application through the Internet. Subsequent changes to application must be done at any of the ITE campuses participating in this intake exercise or ITE HQ Customer Service Centre between 17/12/2010 and 22/12/2010.

If you have indicated course(s) with interview / test requirement as your choice(s), you should check whether you are shortlisted for interview / test at <https://istudent.ite.edu.sg> on 24/12/2010 from 9:00AM. If you are shortlisted, you should report for interview / test on the date and time stipulated, otherwise the training place will be forfeited.

The results of your application will be posted at <https://istudent.ite.edu.sg> on 30/12/2009 from 9:00AM. You are required to check the outcome of your application at this website when the results are released. The matriculation (acceptance) period for successful applicants is from 30/12/2009 and 03/01/2011.

The offer of training place to you will be forfeited if you do not accept the offer by 03/01/2011 or do not make payment for the first term fees by 06/01/2011. Details of the payment procedure will be provided to you together with the release of the application results.

IMPORTANT NOTES

Applicants for the following courses must ensure that they do not suffer from colour appreciation deficiency:

- | | | |
|-------------------------------------|------------------------------------|------------------------------|
| 1) Aerospace Avionics | 8) Electrical Technology | 15) Product Design |
| 2) Aerospace Technology | 9) Electronics | 16) Rapid Transit Technology |
| 3) Applied Food Science | 10) Facility Technology | 17) Security Technology |
| 4) Chemical Process Technology | 11) Hair Services | 18) Semiconductor Technology |
| 5) Digital Animation | 12) Info-Communications Technology | 19) Space Design |
| 6) Digital Audio & Video Production | 13) Mechatronics | 20) Visual Communication |
| 7) Food & Beverage Operations | 14) Mobile Systems & Services | 21) Visual Effects |

Test for colour appreciation deficiency is available [HERE](#)

PRINT